





OceanGuard®

Operations & Maintenance Manual



Stopping Pollution Entering Waterways



www.oceanprotect.com.au

Introduction	3
Health and Safety	4
How does it work?	5
Maintenance Procedures	6
Maintenance Services	7



Introduction

The primary purpose of stormwater treatment devices is to capture and prevent pollutants from entering waterways, maintenance is a critical component of ensuring the ongoing effectiveness of this process. The specific requirements and frequency for maintenance depends on the treatment device and pollutant load characteristics of each site. This manual has been designed to provide details on the cleaning and maintenance processes for the OceanGuard® as recommended by the manufacturer (Ocean Protect).

The OceanGuard® technology is a gully pit basket designed to fit within new and existing gully pits to remove pollution from stormwater runoff. The system has a choice of filtration liners, designed to remove gross pollutants, solids, and other attached pollutants as either a standalone technology or as part of a 'treatment train' (e.g. with StormFilter®, Jellyfish® or biofiltration). OceanGuards are highly effective, easy to install and simple to maintain.

Why do I need to perform maintenance?

Adhering to the inspection and maintenance schedule of any stormwater treatment device is essential to ensuring that it functions properly throughout its design life.

During each inspection and clean, details of the mass, volume and type of material that has been collected by the device should be recorded. This data will assist with the revision of future management plans and help determine maintenance interval frequency. It is also essential that qualified and experienced personnel carry out all maintenance (including inspections, recording and reporting) in a systematic manner.

Maintenance of your stormwater management system is essential to ensuring ongoing at-source control of stormwater pollution. Maintenance also helps prevent structural failures (e.g. prevents blocked outlets) and aesthetic failures (e.g. debris build up), but most importantly ensures the long term effective operation of the OceanGuard®.

Health and Safety

Access to pits containing an OceanGuard® typically requires removing (heavy) access covers/grates, but typically it is not necessary to enter into a confined space. Pollutants collected by the OceanGuard® will vary depending on the nature of your site. There is potential for these materials to be harmful. For example, sediments may contain heavy metals, carcinogenic substances or sharp objects such as broken glass and syringes. For these reasons, there should be no primary contact with the waste collect and all aspects of maintaining and cleaning your OceanGuard® require careful adherence to Occupational Health and Safety (OH&S) guidelines.

It is important to note that the same level of care needs to be taken to ensure the safety of non-work personnel, as a result it may be necessary to employ traffic/pedestrian control measures when the device is situated in, or near areas with high vehicular/pedestrian activity.

Personnel health and safety

Whilst performing maintenance on the OceanGuard®, precautions should be taken in order to minimise (or when possible prevent) contact with sediment and other captured pollutants by maintenance personnel. In order to achieve this the following personal protective equipment (PPE) is recommended:

- Puncture resistant gloves
- Steel capped safety boots
- Long sleeve clothing, overalls or similar skin protection
- Eye protection
- High visibility clothing or vest

During maintenance activities it may be necessary to implement traffic control measures. Ocean Protect recommend that a separate site specific traffic control plan is implemented as required to meet the relevant governing authority guidelines.

The OceanGuard® is designed to be maintained from surface level, without the need to enter the pit. However depending on the installation configuration, location and site specific maintenance requirements it may be necessary to enter a confined space occasionally. It is recommended that all maintenance personnel evaluate their own needs for confined space entry and compliance with relevant industry regulations and guidelines. Ocean Protect maintenance personnel are fully trained and carry certification for confined space entry.

How does it work?

OceanGuard® is designed to intercept stormwater as it enters the stormwater pits throughout a site. The OceanGuard® has diversion panels that sit flush with the pit walls, this ensures that as stormwater enters at the top of the pit it is directed to the middle of the insert where the Filtration bag is situated. The filtration bag allows for screening to occur removing 100% of pollutants greater than the opening of the filtration material (200micron, 1600micron bags available).

During larger rain events the large flows overflow slots in the flow diverter of the OceanGuard® ensure that the conveyance of stormwater is not impeded thus eliminating the potential for surface flooding. As the flow subsides, the captured pollutants are held in the OceanGuard® filtration bag. The waste then starts to dry which reduces the magnitude of organic material decomposition transitioning between maintenance intervals.

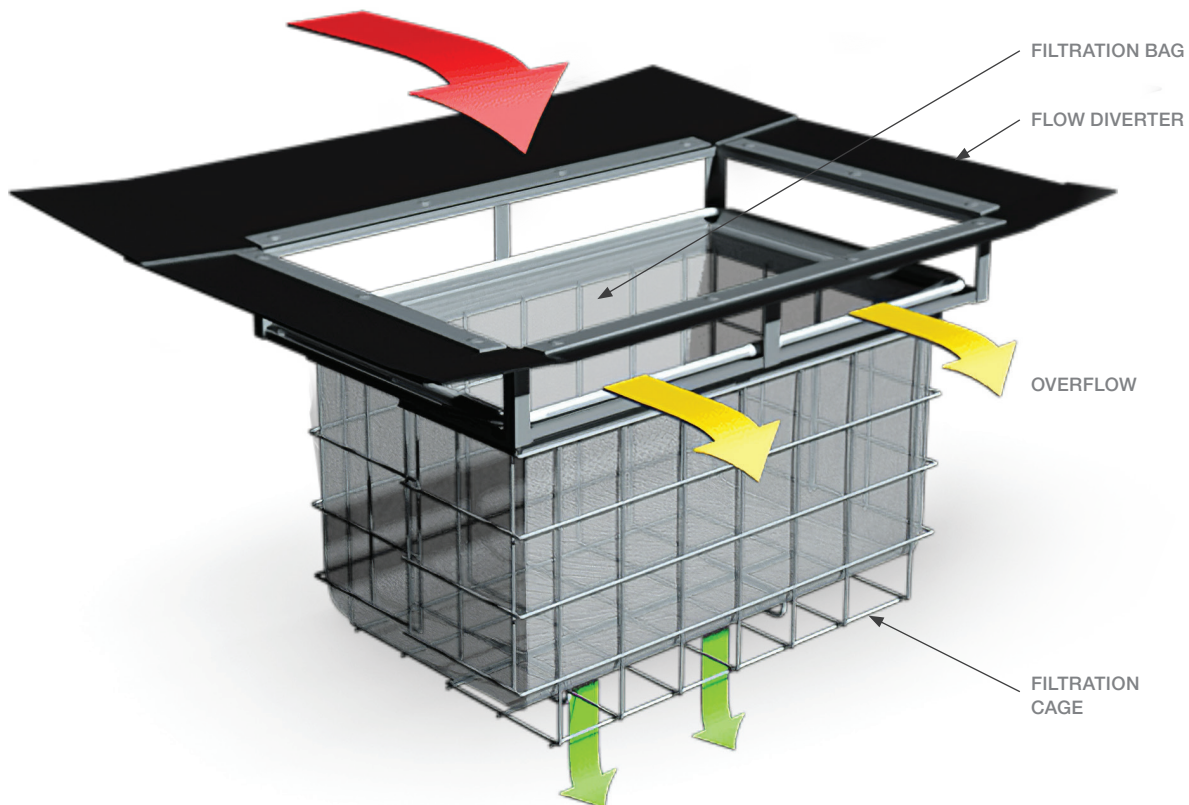


Figure 1: OceanGuard® components

Maintenance Procedures

To ensure that each OceanGuard® achieves optimal performance, it is advisable that regular maintenance is performed. The OceanGuard® requires 1-6 minor services annually (3 to 4 typical), pending the outcome of these inspections additional maintenance servicing may be required.

Primary types of maintenance

The table below outlines the primary types of maintenance activities that typically take place as part of an ongoing maintenance schedule for the OceanGuard®.

Service Type	Description of Typical Activities	Frequency
Minor Service	Filter bag inspection and evaluation Removal of capture pollutants Disposal of material	1-6 Times Annually
Major Service	Filter Bag Replacement Support frame rectification	As required

Maintenance requirements and frequencies are dependent on the pollutant load characteristics of each site. The frequencies provided in this document represent what the manufacturer considers to be best practice to ensure the continuing operation of the device is in line with the original design specification.

Minor Service

This service is designed to return the OceanGuard® back to optimal operating performance. This type of service can be undertaken either by hand or with the assistance of a Vacuum unit.

Hand Maintenance

- 1 Establish a safe working area around the OceanGuard®
- 2 Remove access cover/grate
- 3 Use two lifting hooks to remove the filtration bag
- 4 Empty the contents of the filtration bag into a disposal container
- 5 Inspect and evaluate the filtration bag
- 6 Inspect and evaluate remaining OceanGuard® components (i.e. flow diverter, filtration cage and supporting frame)
- 7 Rejuvenate filtration bag by removing pollutant build up with a stiff brush, additionally the filtration bag can be washed using high pressure water
- 8 Re-install filtration bag and replace access cover/grate

Vacuum Maintenance

- 1 Establish a safe working area around the OceanGuard®
- 2 Remove access cover/grate
- 3 Vacuum captured pollutants from the filtration bag
- 4 Remove filtration bag
- 5 Inspect and evaluate the filtration bag
- 6 Inspect and evaluate remaining OceanGuard® components (i.e. flow diverter, filtration cage and supporting frame)
- 7 Rejuvenate filtration bag by removing pollutant build up with a stiff brush, additionally the filtration bag can be washed using high pressure water
- 8 Re-install filtration bag and replace access cover/grate

Major Service (Filter Bag Replacement)

For the OceanGuard®, a major service is a reactionary process based on the outcomes from the minor service.

Trigger Event from Minor Service	Maintenance Action
Filtration bag inspection reveals damage	Replace the filtration bag ^[1]
Component inspection reveals damage	Perform rectification works and if necessary replace components ^[1]

^[1] Replacement filtration bags and components are available for purchase from Ocean Protect

Additional Types of Maintenance

Occasionally, events on site can make it necessary to perform additional maintenance to ensure the continuing performance of the device.

Hazardous Material Spill

If there is a spill event on site, all OceanGuard® pits that potentially received flow should be inspected and cleaned. Specifically, all captured pollutants from within the filtration bag should be removed and disposed in accordance with any additional requirements that may relate to the type of spill event. All filtration bags should be rejuvenated (replaced if required) and re-installed.

Blockages

The OceanGuard's internal high flow bypass functionality is designed to minimise the potential of blockages/flooding and this configuration has been field proven for over twenty years. Flooding caused by an OceanGuard® style of pit basket is extremely rare and in the unlikely event that flooding occurs around the stormwater pit the following steps should be undertaken to assist in diagnosing the issue and implementing the appropriate response.

- 1 Inspect the OceanGuard® flow diverter, ensuring that they are free of debris and pollutants
- 2 Perform a minor service on the OceanGuard®
- 3 Remove the OceanGuard® to access the pit and inspect both the inlet and outlet pipes, ensuring they are free of debris and pollutants

Major Storms and Flooding

In addition to the scheduled activities, it is important to inspect the condition of the OceanGuard® after a major storm event. The inspection should focus on checking for damage and higher than normal sediment accumulation that may result from localised erosion. Where necessary damaged components should be replaced and accumulated pollutants disposed.

Disposal of Waste Materials

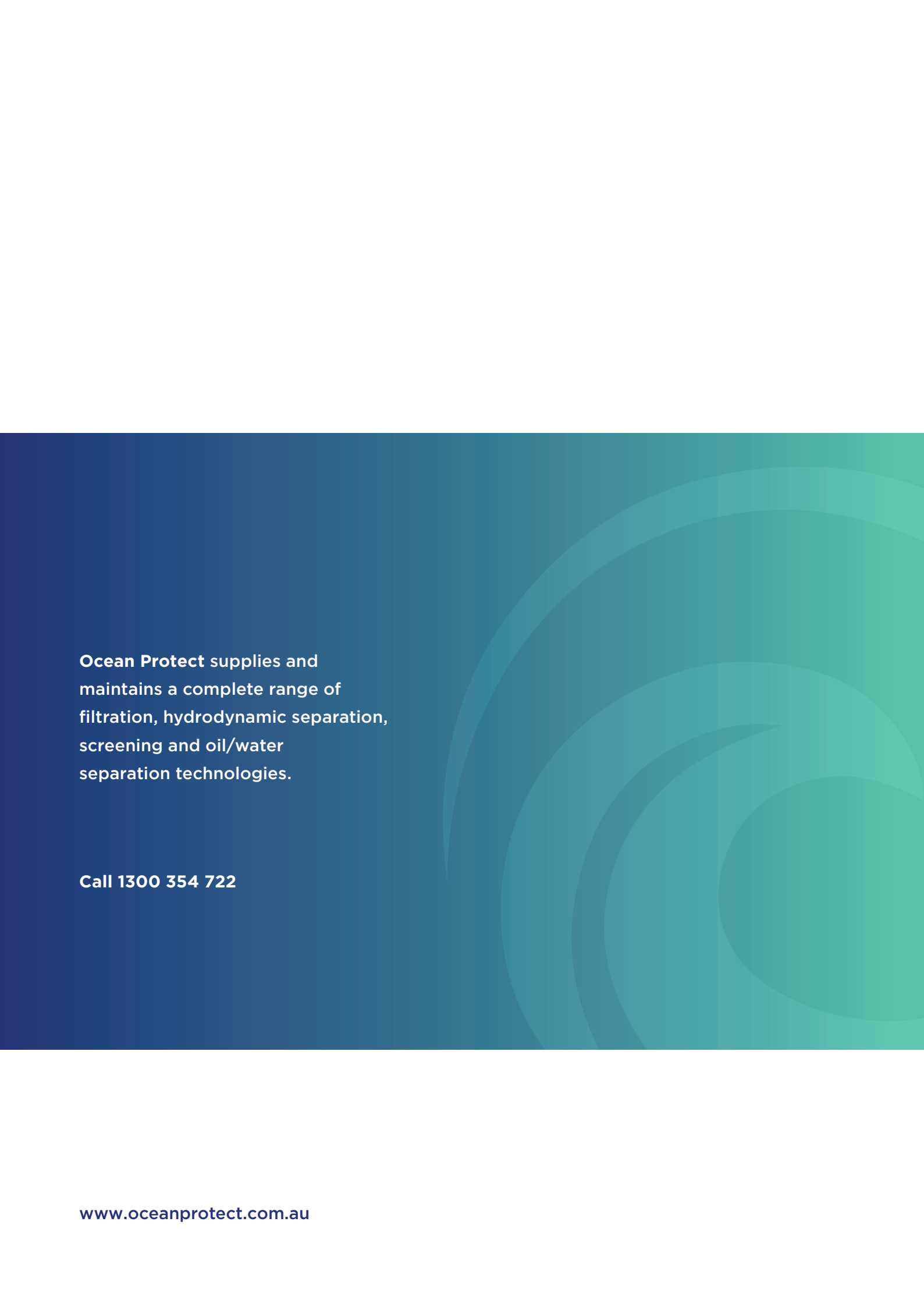
The accumulated pollutants found in the OceanGuard® must be handled and disposed of in a manner that is in accordance with all applicable waste disposal regulations. When scheduling maintenance, consideration must be made for the disposal of solid and liquid wastes. If the filtration bag has been contaminated with any unusual substance, there may be additional special handling and disposal methods required to comply with relevant government/authority/industry regulations.

Maintenance Services

With over a decade and a half of maintenance experience Ocean Protect has developed a systematic approach to inspecting, cleaning and maintaining a wide variety of stormwater treatment devices. Our fully trained and professional staff are familiar with the characteristics of each type of system, and the processes required to ensure its optimal performance.

Ocean Protect has several stormwater maintenance service options available to help ensure that your stormwater device functions properly throughout its design life. In the case of our OceanGuard®, we offer long term pay-as-you-go contracts, pre-paid once off servicing and replacement filter bags.

**For more information please visit
www.oceanprotect.com.au**



Ocean Protect supplies and maintains a complete range of filtration, hydrodynamic separation, screening and oil/water separation technologies.

Call 1300 354 722